

# VerifEye® Series 7000


## Advanced 3-Phase Meter



71D03  
Wall Mount



70D03  
DIN Rail Mount



70D03-N4X  
UL508 Panel



Solid Core CT



Split Core CT



Hinged Split  
Core CT



Rogowski  
Rope CT

### Description

The VerifEye® Series 7000 Advanced 3-Phase meters are a versatile option for a broad range of commercial/industrial submetering applications. The meter's power metering functionality continues the VerifEye mission of lowering the total cost of collecting data by reducing install complexity, and increasing flexibility. The plug-and-play integration ensures the full complement of data points are immediately captured and made available for countless applications.

The Series 7000 supports all industry standard communications protocols including RS-485, BACnet MS/TP, BACnet IP, Modbus TCP and Ethernet for maximum flexibility. The integrated USB port may be used for local configuration.

The Series 7000 monitors current, voltage, instantaneous power, demand and energy consumption of each monitored circuit, including the main feed. Phase loss alarms allow the meter to trigger an alarm relay when the voltage drops below a user defined threshold.

### Applications

Use the Series 7000 Meters in commercial and industrial applications for:

- Real-time power monitoring for:
  - Commercial
  - Industrial
  - Higher Education/Campuses
- Data centers
- Tenant submetering

### Features

- Monitors a single 3-phase circuit
  - Configuration options for 1-pole or 2-pole loads
  - Solid core CTs (100A & 200A)
  - Split core CTs (50A to 800A)
  - Hinged split core CTs (50A to 400A)
  - Rogowski coil CTs (5A to 4000A)
- Line powered from 90-600V, phase-to-phase
- ANSI & IEC metering system accuracy including branch CTs
- Meter board features:
  - Easy access terminals for CT wiring, removable connectors
  - Easily route cable and view LEDs from any angle
- Stores up to 60 days of 15 min interval kWh data, available as CSV download
- Reports volts, amps, power, demand and energy for each circuit
- Provides multi-phase totals for loads with 1-, 2-, and 3-pole breaker positions
- User-configurable alarm thresholds register for under voltage and phase loss
- Selectable phase orientation
- Limited 5-year warranty

**NOTE:** Factory commissioning on the Series 7000 Meters is highly recommend as remote configuration of the meters is not an option offered by Leviton Technical Support.

## Capabilities

### Measured Parameters\*

- Volts
- Amps
- kW
- kVAR
- kVA
- aPF
- dPF
- kW demand
- kVA demand
- Import (Received)
- kWh, Export (Delivered)
- kWh
- Net kWh
- Import (Received) kVAh
- Export (Delivered) kVAh
- Net kVAh, Import (Received)
- kVARh, Export (Delivered)
- kVARh
- Net kVARh
- THD Theta
- Frequency

\* All parameters for each phase and system total

### Accuracy

- 0.2% ANSI C12.20-2010 Class 0.2

### Wide Range Power

- 90-346 Volts AC Line-to-Neutral
- 600V Line-to-Line, CAT III

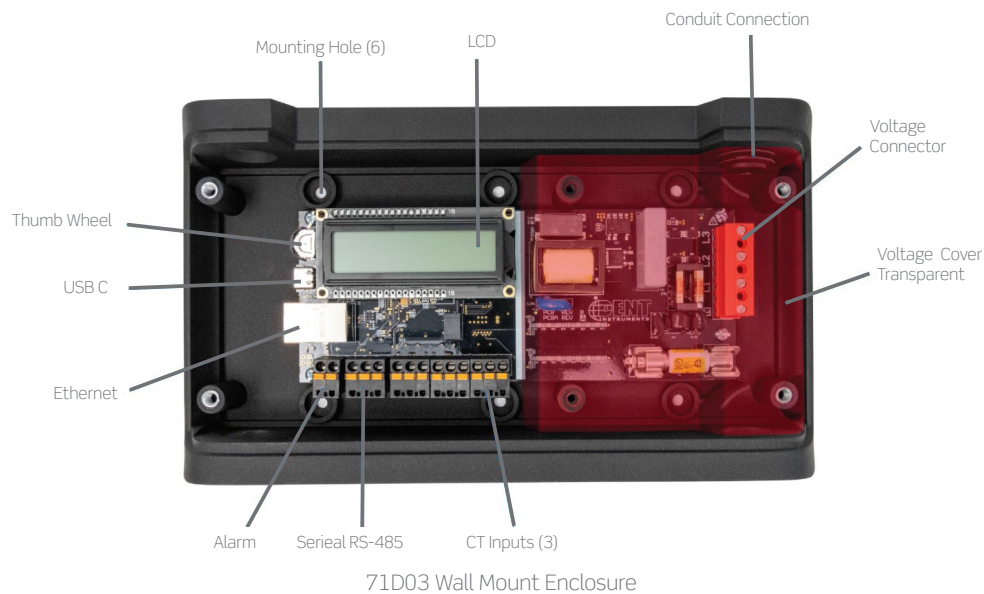

### Highly Configurable

- 1P/2W, 2P/3W, 3P/4W (WYE), 3P/3W (Delta)

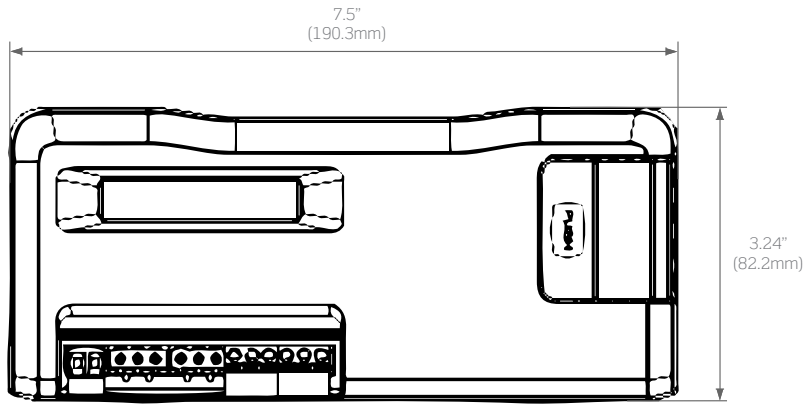
### User Interface Options

- Meter front panel display unit
- Power Meter Viewer software with either USB direct to the meter or PC/Ethernet

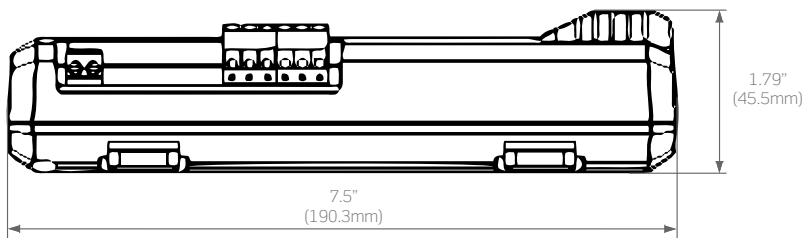
## Features



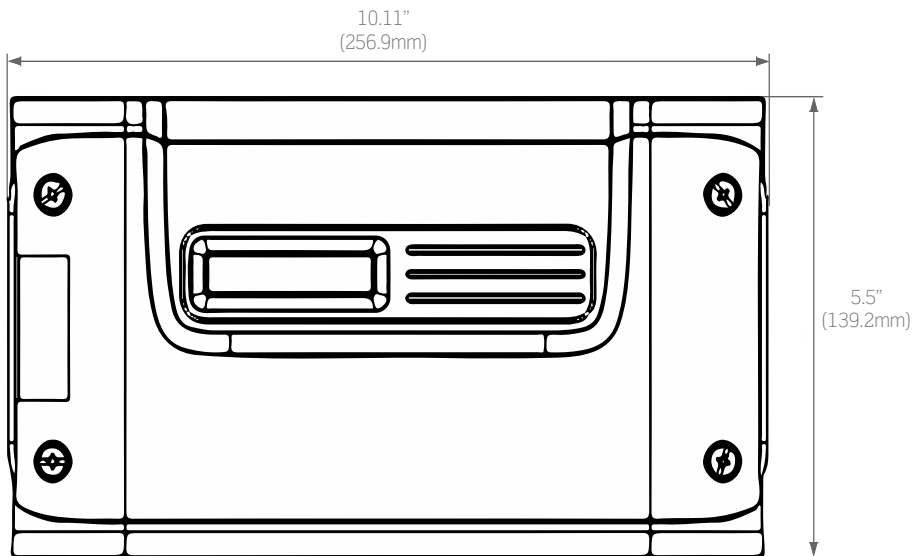
Dimensions - 70D03 and & 71D03



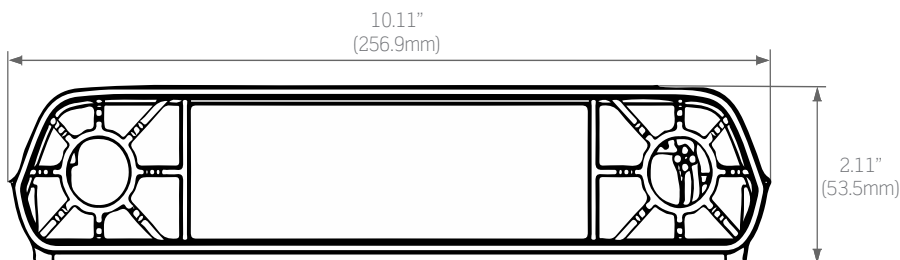
70D03 DIN Rail Mount Front



70D03 DIN Rail Mount Bottom

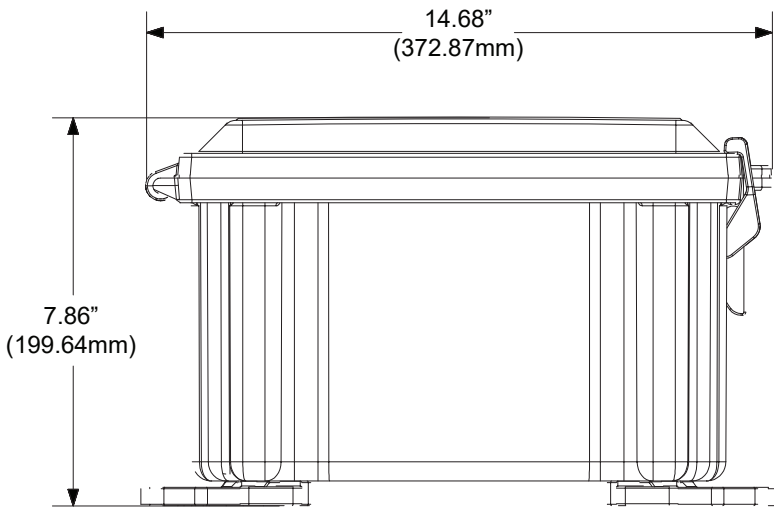


71D03 Wall Mount Enclosure Front

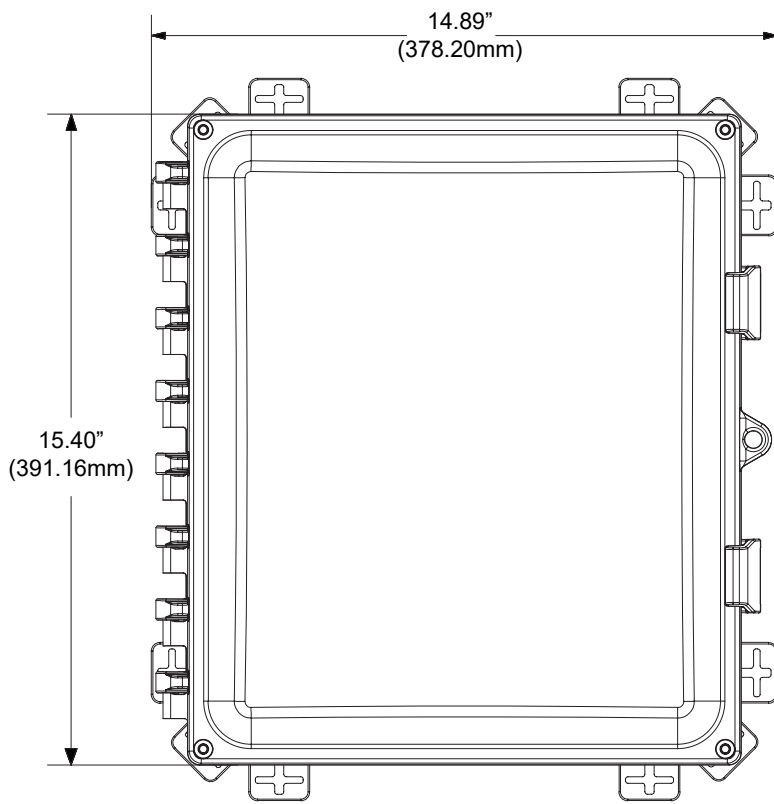


71D03 Wall Mount Enclosure Bottom

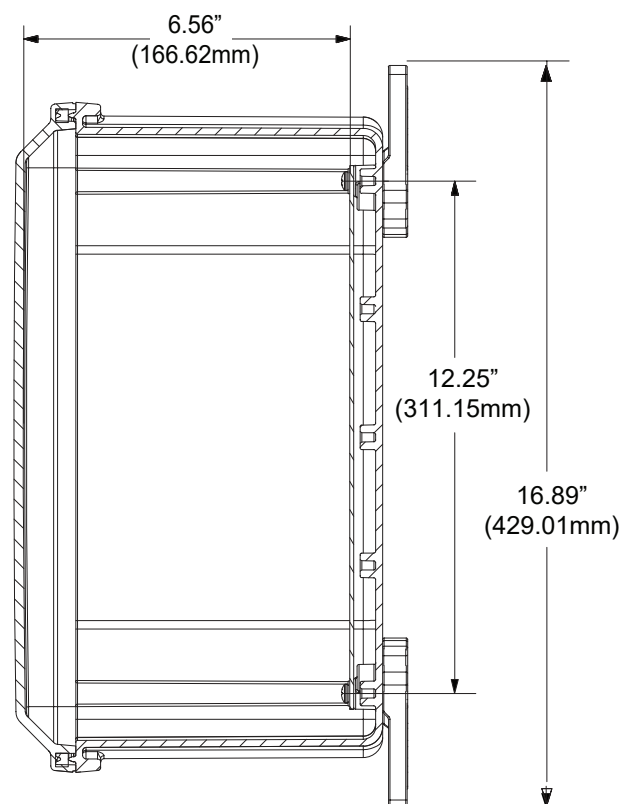
**Dimensions - 70D03-N4X**



Top View



Front View



Side View

## Specifications

<b>Panelboard Monitoring System</b>	
<b>Electrical</b>	
Service Type	1P/2W, 2P/3W, 3P/4W, 3P/3W (Delta)
Power	From L1 Phase to L2 Phase, 90-600VAC RMS CAT III 50/60Hz, 500mA AC Max
AC Protection	0.5A Fuse 200kA interrupt capacity
Voltage Channels	90-347 Volts AC Line-to-Neutral, 600V Line-to-Line, CAT III
Current Channels	3 channels, 0.525 VAC max, 333 mV CTs, 0-4,000+ Amps depending on CT
Maximum Current Input	150% of current transducer rating (mV CTs) to maintain accuracy. Measure up to 4000A with Rogowski Coil CTs.
Measurement Type	True RMS using high-speed Digital Signal Processing (DSP) with continuous sampling
Line Frequency	50/60Hz
<b>Mechanical</b>	
Wire Connections	12-22 AWG 600 VAC, voltage connection must be #14 AWG or larger & 600 VAC rated
Mounting	Panel Mount/Enclosure
High Voltage Cover	IP30
PCBA Mounting	0.5" standoffs #6 (quantity 6, user supplied)
<b>Communications</b>	
Hardware	RS-485, Ethernet and USB (for configuration only)
Supported Protocols	Modbus RTU, BACnet MS/TP, Modbus TCP or BACnet IP
Max Distance	Modbus RTU - 1200 meters (4000 ft) max, other network protocols follow standard network management practices
Data Bits	8
Parity	None, Even, Odd
Stop Bit	2,1
<b>Environmental</b>	
Operating Temperature	-4° to 140°F (-20° to 60°C) At -4°F, LCD display could be illegible, meter voltage at -4°F must exceed 100 VAC to power the meter
Operating Humidity	5-95% non-condensing
<b>Codes &amp; Standards</b>	
Accuracy & Billing	ANSI C12.20 Class 0.2, NIST traceable calibration
Listing/Safety	CE EN 61000-6-4: Class A, UL Listed (Indoor enclosure version only), UL Recognized (Circuit board version only)
<b>Other</b>	
Wall Mount Dimensions	5.5" H x 10.11" W x 2.11" D (139.2mm x 256.9mm x 53.5mm)
DIN Rail Mount Dimensions	3.24" H x 7.5" W x 1.79" D (82.2mm x 190.3mm x 45.5mm)

## Ordering Information

Series 7000 Advanced 3-Phase Meter		
Cat. No.	Description	
70D03-000	Series 7000 Advanced 3-Phase Meter (DIN Rail Mount)	
71D03-000	Series 7100 Advanced 3-Phase Meter (NEMA 1 Wall Mount Enclosure)	
VerifEye UL508A Configured Panel Solutions		
Cat. No.	Description	
70D03-N4X	VerifEye 70D03, 3P Disconnect (NEMA 4X Enclosure)	
Compatible CT Options*		
Cat. No.	Description	Accuracy
CDV01-W15	Solid Core CT, 333mV:100A, 0.60"	0.2%
CDV02-W20	Solid Core CT, 333mV:200A, 0.78"	0.2%
CTV5X-WA4	Hinged Split Core CT, 333 mV: 50A, .40" Window	0.5%
CTV01-KD0	Split Core CT, 333mV:100A, 1" Window	0.5%
CTV01-WC9	Hinged Split Core CT, 333 mV: 100A, .94" Window	1.0%
CTV02-KD0	Split Core CT, 333mV:200A, 1" Window	0.5%
CTV02-WC9	Hinged Split Core CT, 333 mV: 200A, .94" Window	1.0%
CTV04-KD1	Split Core CT, 333mV:400A, 1.25" Window	1.0%
CTV04-WD5	Hinged Split Core CT, 333 mV: 400A, 1.42" Window	1.0%
CTV08-KG1	Split Core CT, 333mV:800A, 3.0"x3.5" Window	1.0%
CRV50-LR2	5-4000A Rogowski Coil CT 16", 4.5" Inner Coil Diameter, 131mV/1000A @ 60Hz, 109.2mV/1000A @ 50Hz	<0.6% accuracy
CRV50-LR4	5-4000A Rogowski Coil CT 24", 7.65" Inner Coil Diameter, 131mV/1000A @ 60Hz, 109.2mV/1000A @ 50Hz	<0.6% accuracy

\*The Series 7000 Embedded Branch Circuit Monitors are compatible with 333mA CTs, sold separately.

### Leviton Manufacturing Co., Inc. Lighting & Controls

10385 SW Avery Street, Tualatin, OR 97062 **tel** 800-736-6682 **tech line** (6:00AM-4:00PM PT Mon-Fri) 800-959-6004

### Leviton Manufacturing Co., Inc. Global Headquarters

201 North Service Road, Melville, NY 11747-3138 **tel** 800-323-8920 **tech line** (8:00AM-10:00PM ET Mon-Fri, 9:00AM-7:00PM ET Sat, 9:00AM-5:00PM ET Sun) 800-824-3005

Visit our Website at: [www.leviton.com/verifeye](http://www.leviton.com/verifeye)

©2026 Leviton Manufacturing Co., Inc. All rights reserved. Subject to change without notice.

LES-G-10684D/C26-mm  
REV MAR 2026